

Vapor-Liquid Equilibria Measurements and Modeling of the Isobutane+Butane+Ethanol System

Hiroshi Machida*, Kentaro Matsumura and Hirotoishi Horizoe

Department of Chemical Engineering, Nagoya University, Furocho, Chikusaku, Nagoya, Japan

Abstract

The vapor-liquid equilibria of the isobutane+butane+ethanol system were measured at 313-403 K and the experimental pxy data were compared with the calculation results of the modified Redlich-Kwong (RK) equation of state (EOS) and predictive Soave-Redlich-Kwong (PSRK) EOS. Binary interaction parameters of the modified RK EOS for the butane+ethanol and isobutane+ethanol systems were determined from their binary vapor-liquid equilibrium data, while those for the butane+isobutane were set to zero. The average deviation between the modified RK EOS and experimental data was 0.05.

Keywords: Vapour-liquid equilibrium; Modelling; Distillation

Introduction

To achieve efficient bioethanol production, it is important to develop energy-saving dehydration processes. Thus, there are many reports about energy-saving dehydration technology from a fermentative ethanol solution [1-5]. Horizoe et al. [6-8] developed an ethanol dehydration system that involved extractive distillation with a light hydrocarbon solvent. In Figure 1 our proposed system for bioethanol dehydration through extractive distillation is showed. It consists of a distillation column, an extractive distillation column, a solvent separation column, and a water-butane separation tank. During distillation, the bioethanol solution (5-10 wt%) is condensed to around 90-96 wt%. The condensed ethanol solution is then dehydrated using the extractive distillation column with butane as the solvent. Next, the dehydrated ethanol/butane mixture is flowed from the bottom of the column to a solvent separation column, where 99.9 wt% of the ethanol is recovered. Subsequently, butane is separated with water and recycled. The heat of vapor recompression is used as the heat source for the column reboiler for distillation and extractive distillation. To evaluate the energy consumption of this process, vapor-liquid equilibrium data and their accurate model are needed (Figure 1).

Vapor-liquid equilibrium data for the butane+ethanol system have been previously obtained by Deak et al. [9], Soo et al. [10], Kretschmer et al. [11], Holderbaum et al. [12], and Dahloff et al. [13]. Vapor-liquid equilibrium data for the isobutane+ethanol system have been obtained by Ouni et al. [14].

In an earlier publication, our group reported on the vapor-liquid equilibria of the butane+ethanol and isobutane+ethanol systems using process gas chromatography at 313-403 K, and determined the modified Redlich-Kwong (RK) equation of state (EOS) parameters to correlate the experimental data [15]. However, no data exists for the vapor-liquid equilibria of the mixed butane+ethanol system. To allow the use of mixed butane solvents, which are less expensive than isobutane and butane solvents, the vapor-liquid equilibria of the isobutane+butane+ethanol system were measured at 313-403 K. The measured data were compared with the calculation results of the modified RK EOS, of which parameters were determined in a previous work [16], and the predictive Soave-Redlich-Kwong (PSRK) EOS data.

Measurements

Materials

In Table 1, there is lists of purities and suppliers of the materials

used in this study.

Apparatus and measuring procedure

The measurement apparatus and precise measurement procedures have been described in previous reports [15]. The vapor-liquid equilibrium cell has a viewing window and vapor and liquid phase are circulated with a magnetic pump respectively. The equilibrium system was immersed in an air-bath controlled to a $\leq 0.1^\circ\text{C}$ using a PID. The temperature inside the equilibrium cell was measured using a platinum resistance probe (ChinoPt100 Class A, accuracy: 0.1 K). The pressure was measured using a digital gauge having 0-3 MPa range (PAA-33XEi, Keller AG, accuracy: 0.1% of the full scale).

The given amount of ethanol was provided for the equilibrium cell using a liquid pump and the liquid phase of mixed butane (Siphonic cylinder) was pressurized to the cell using a diaphragm pump. When equilibrium was achieved, the vapor and liquid phases were analyzed using the process gas chromatograph (Shimadzu GC-8A, TCD, Column Temp. 170°C , Porapak T). Each concentration data set was measured at least 3 times and the reproducibility was accurate to less than 0.001 mole fraction.

Modeling

The modified RK EOS proposed by Twu et al. [17,18] was selected for modeling the experimental pxy data, which can represent polar/non-polar systems. Tables 2 and 3 show the critical properties of each component, and the binary parameters for the modified RK EOS, which were determined in previous reports [15] respectively. The butane+isobutane parameters were set to zero. Connolly et al. reported the ideality of the butane+isobutane system by measuring the phase boundary pressure; the results showed that the deviation between the ideal and measured pressures is 0.2% [19]. The PSRK EOS was also used for comparing with the experimental data, which is a group

*Corresponding author: Hiroshi Machida, Department of Chemical Engineering, Nagoya University, Furocho, Chikusaku, Nagoya, Japan, Tel: +810527893622; E-mail: machida@nuce.nagoya-u.ac.jp

Received June 18, 2018; Accepted July 04, 2018; Published July 11, 2018

Citation: Machida H, Matsumura K, Horizoe H (2018) Vapor-Liquid Equilibria Measurements and Modeling of the Isobutane+Butane+Ethanol System. J Adv Chem Eng 8: 186. doi: 10.4172/2090-4568.1000186

Copyright: © 2018 Machida H, et al. This is an open-access article distributed under the terms of the Creative Commons Attribution License, which permits unrestricted use, distribution, and reproduction in any medium, provided the original author and source are credited.

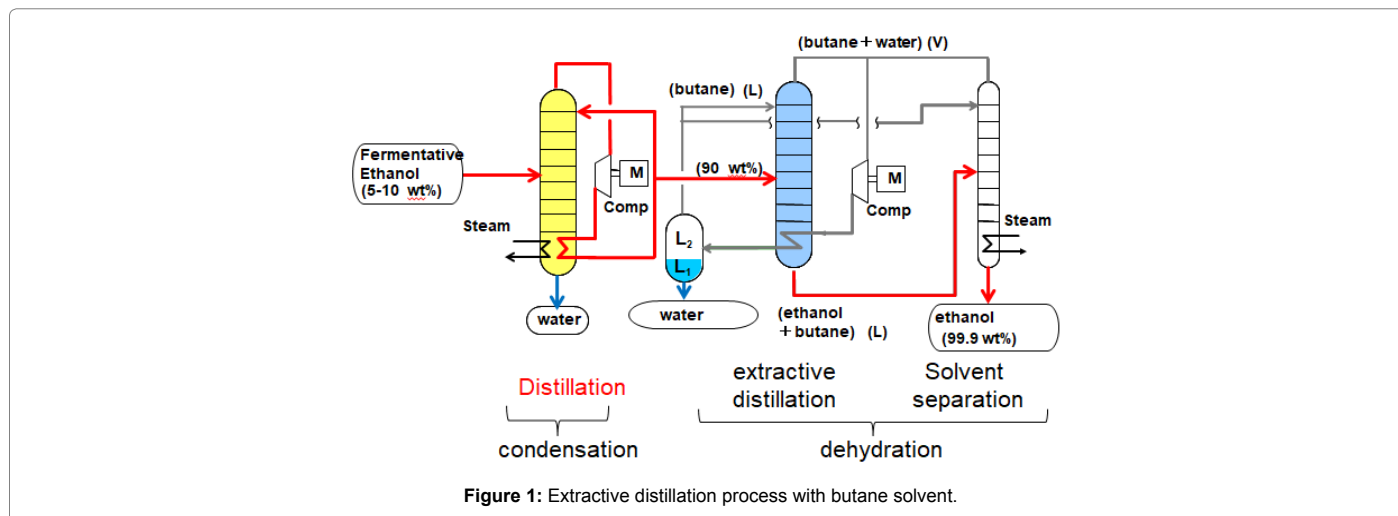


Figure 1: Extractive distillation process with butane solvent.

Material	Purity (wt%)	Supplier
Mixed butane (Isobutane/butane=30.3/69.7 (mole base))	98.5	Toyoko Kagaku Co., Ltd (Japan)
Ethanol	99.5	Wako Pure Chemical Industries, Ltd. (Japan)

Table 1: Properties and suppliers of the materials.

Component	Tc/K	Pc/MPa	ω
Butane	425.12	3.796	0.20016
Isobutane	408.14	3.648	0.18077
Ethanol	513.92	6.148	0.64525

Table 2: Pure component parameters of the modified RK EOS.

contribution EOS based on the Soave-Redlich-Kwong EOS with the UNIFAC method [16] for mixing rule (Tables 2 and 3).

The modified RK EOS is described by the following equations.

$$p = \frac{RT}{v-b} - \frac{a}{v(v+b)} \quad (1)$$

$$a(T) = a(T) a(T_c) \quad (2)$$

$$a(T_c) = 0.42748023354 R^2 T_c^2 / P_c \quad (3)$$

$$b = 0.086640349965 RT_c / P_c \quad (4)$$

$$\alpha = \alpha^{(0)} + \omega(\alpha^{(1)} - \alpha^{(0)}) \quad (5)$$

$$\alpha^{(0)} = T_r^{-0.201158} e^{0.141599(1 - T_r^{2.29528})} \quad (6)$$

$$\alpha^{(1)} = T_r^{-0.660145} e^{0.500315(1 - T_r^{2.63165})} \quad (7)$$

The mixing rule is described by the following equations:

$$a_m = \sum_i \sum_j x_i x_j a_{ij} \quad (8)$$

$$b_m = \sum_i x_i b_i \quad (9)$$

$$a_{ij} = (a_i a_j)^{1/2} \left[(1 - K_{ij}) + \frac{H_{ij} G_{ij} x_j^2}{x_i + G_{ij} x_j} \right] \quad (10)$$

$$H_{ij} = k_{ij} - k_{ji} \quad (11)$$

$$G_{ij} = \exp(-\beta_{ij} H_{ij}) \quad (12)$$

$$K_{ij} = ka_{ij} + kb_{ij} / T \quad (13)$$

Pseudo-binary phase equilibrium (mixed butane+ethanol) calculations were carried out using the T-x flush calculation method.

Results and Discussion

Given figure compares the experimental data for the isobutane+butane binary system obtained by Connolly [19] with those calculated using the modified RK EOS. The calculation results showed good agreement with the experimental data; thus, the interaction parameters for isobutane+butane can be considered zero (Table 4; Figures 2 and 3).

The pxy data for the isobutane+butane+ethanol system are shown in Table 4 and plotted in Figure 3 with the calculation results of the modified RK EOS and PSRK EOS. The data in Figure 3 correspond to the mixed butane+ethanol pseudo-binary system. Thus, the modified RK EOS can represent the mixed butane+ethanol system. For the PSRK model, the composition of the liquid phase is slightly different, and these results are similar to those obtained in our previous reports for the butane+ethanol or isobutane+ethanol binary systems [15] (Table 5).

Table 5 shows the average deviation of the calculated and experimental data. The modified RK EOS shows better agreement with the experimental data in terms of pressure and ethanol vapor phase concentration, although agreement in the vapor phase concentrations of butane and isobutane is worse than that of PSRK. Gardeler et al. [20] reported the phase equilibrium data of alkane+alcohol systems and experimental data were compared with PSRK EOS. They concluded the reliability was not as good in the near critical point. In our experimental condition, the critical temperature of isobutane (408 K) and butane (425 K) are close to experimental condition (403 K), so the PSRK model may show systematic differences (Figure 4).

Figure 4 compares the phase equilibria data of the butane+ethanol, isobutane+ethanol, and mixed butane+ethanol systems. The data for the mixed butane+ethanol system were between those of the

System		Modified RK EOS parameters					
<i>i</i>	<i>j</i>	ka_{ij}	kb_{ij}	ka_{ji}	kb_{ji}	b_{ij}	b_{ji}
Butane	Ethanol	-0.1349	-8.490	0.9532	-228.2	6.491	-3.478
Isobutane	Ethanol	0.3818	-120.7	0.5512	-117.7	-81.30	-9.224
Isobutane	Butane	0	0	0	0	0	0

Table 3: Parameters of the modified RK EOS for the butane+ethanol and isobutane+ethanol systems.

T/K	p/MPa	x_1	x_2	x_3	y_1	y_2	y_3
313.2	0.203	0.027	0.074	0.9	0.295	0.627	0.078
313.2	0.309	0.057	0.15	0.793	0.315	0.635	0.05
313.2	0.39	0.115	0.292	0.592	0.328	0.635	0.037
313.3	0.408	0.149	0.378	0.473	0.33	0.636	0.034
333.2	0.296	0.021	0.062	0.917	0.26	0.596	0.145
333.2	0.493	0.054	0.144	0.802	0.289	0.612	0.099
333.3	0.635	0.111	0.284	0.606	0.307	0.631	0.062
333.3	0.669	0.143	0.365	0.492	0.311	0.634	0.056
353.2	0.43	0.019	0.056	0.925	0.251	0.614	0.134
353.2	0.737	0.051	0.136	0.813	0.285	0.626	0.089
353	0.967	0.104	0.272	0.624	0.288	0.622	0.09
353.2	1.035	0.139	0.358	0.504	0.302	0.64	0.059
373.2	0.621	0.016	0.05	0.934	0.183	0.473	0.345
373.1	1.047	0.046	0.126	0.827	0.244	0.56	0.196
373.2	1.401	0.098	0.258	0.644	0.265	0.597	0.137
373.2	1.513	0.13	0.342	0.528	0.271	0.606	0.124
403.2	1.085	0.015	0.045	0.94	0.135	0.354	0.512
403.2	1.671	0.042	0.115	0.843	0.197	0.47	0.333
403.2	2.264	0.09	0.239	0.671	0.227	0.533	0.24
403.3	2.466	0.119	0.314	0.567	0.234	0.551	0.215

^a $u(x)=u(y)=0.001$, $u(T)=0.1$ K, $u(p)=0.003$ MPa

Table 4: Vapor-liquid equilibrium data for the isobutane (1)+butane (2)+ethanol (3) system^a.

p/MPa	Modified RK EOS	PSRK
	0.0281	0.0827
y_1	0.0528	0.0078
y_2	0.0724	0.0496
y_3	0.0196	0.0574
y_{total}	0.0483	0.0383

$$AAD = 1/n \sum \|C^{calc} - C^{exp}\|$$

Table 5: Absolute average deviation (AAD) between calculation and experimental data.

isobutane+ethanol and butane+ethanol systems. The butane+ethanol system has an azeotropic point, but the isobutane+ethanol system does not. For the mixed butane+ethanol system, the appearance of an azeotropic point depends on its ethanol free butane concentration. From the viewpoint of the bioethanol dehydration system, mixed butane has a lower azeotropic region than the pure butane solvent, so it leads to lower ethanol loss from the process. Thus, since mixed butane is also less expensive than butane or isobutene, it may be a suitable solvent for ethanol dehydration.

Conclusion

Vapor-liquid equilibria for the ternary system butane+isobutene+ethanol were obtained in the 313-403 K range. The modified RK EOS with our previously determined parameters corresponded well with experimental one, though in the PSRK EOS, liquid phase concentration showed a systematic deviation. These results may depend on the trend of PSRK model whose calculation results show the deviation in the near critical point.

Acknowledgements

This work was performed under “Development of Alcohol Dehydration Technology,” funded by the JX Engineering Corporation.

List of Symbols

ka, kb	parameters of the modified RK EOS
K	equilibrium ratio (=y/x)
P	total pressure (MPa)
R	gas constant (m ³ kg/s ² .Kmol)
T	temperature (K)
V	molar volume (m ³ /mol)
X	liquid-phase mole fraction
Y	vapor-phase mole fraction

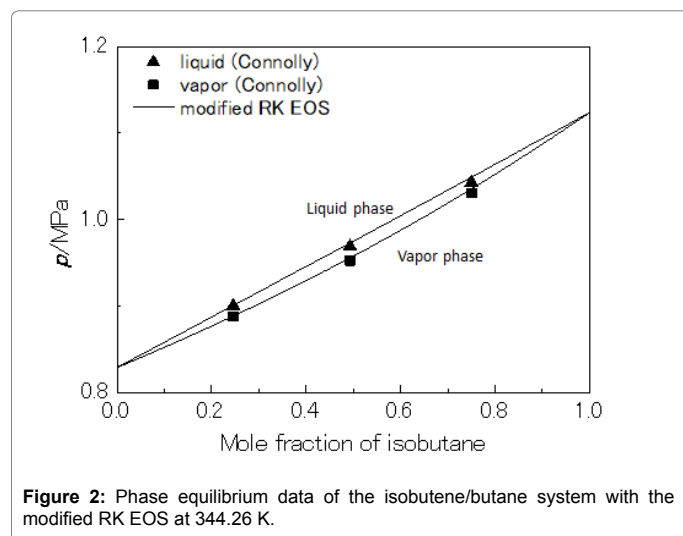


Figure 2: Phase equilibrium data of the isobutene/butane system with the modified RK EOS at 344.26 K.

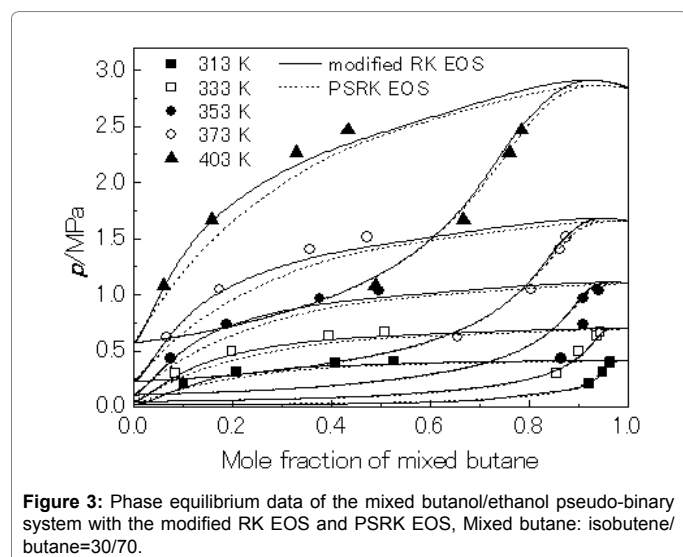


Figure 3: Phase equilibrium data of the mixed butanol/ethanol pseudo-binary system with the modified RK EOS and PSRK EOS, Mixed butane: isobutene/butane=30/70.

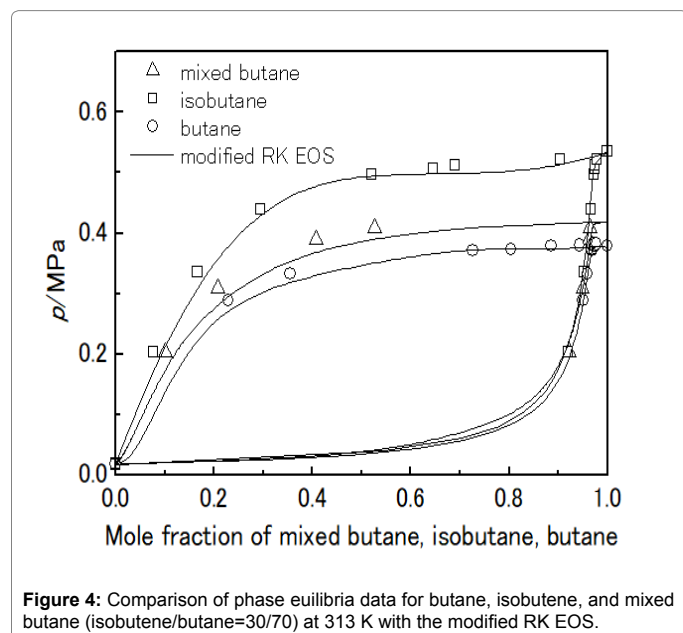


Figure 4: Comparison of phase equilibria data for butane, isobutene, and mixed butane (isobutene/butane=30/70) at 313 K with the modified RK EOS.

Greek letters

α	alpha function defined in eqn. [2]
β_{ij}	binary interaction parameter in eqn. [12]
ω	acentric factor

Subscripts

C	critical property
i, j	property of component i, j
ij	property of the i-j interaction
m	mixture property
r	reduced property

References

- Frolkova AK, Raeva VM (2010) Bioethanol dehydration State of the art. Theoretical Foundations of Chemical Engineering 44: 545-546.
- Huang HJ, Ramaswamy S, Tschirner UW, Ramarao BV (2008) A review of separation technologies in current and future biorefineries. J Sep Pur 62: 1-21.
- Kiss AA, Suszwalak D (2012) Enhanced bioethanol dehydration by extractive and azeotropic distillation in dividing-wall columns. J Sep Pur 86: 70-78.
- Martinez AA, Saucedo-Luna J, Segovia-Hernandez JG, Hernandez S, Gomez-Castro FI, et al. (2012) Dehydration of bioethanol by hybrid process liquid-liquid extraction/extractive distillation. Ind Eng Chem Res 51: 5847-5855.
- Errico M, Rong BG, Tola G, Spano M (2013) Optimal synthesis of distillation systems for bioethanol separation. Part 1: Extractive distillation with simple columns. Ind Eng Chem Res 52: 1612-1619.
- Horizoe H, Tanimoto T, Yamamoto I, Kano Y (1993) Phase-equilibrium study for the separation of ethanol water solution using subcritical and supercritical hydrocarbon solvent-extraction. Fluid Phase Equilib 84: 297-320.
- Horizoe H, Tanimoto T, Yamamoto I, Kano Y (1993) Phase-equilibrium model for the separation of ethanol-water solution using super-critical and subcritical propane solvent-extraction. J Chem Eng Jpn 26: 482-489.
- Horizoe H, Tanimoto T, Yamamoto I, Kano Y (1993) Bench plant-test and process for the separation of ethanol-water solution using super-critical and subcritical propane solvent-extraction. J Chem Eng Jpn 26: 490-492.
- Deak A, Victorov AI, Dloos TW (1995) High-pressure vlc in alkanol plus alkane mixtures - experimental results for n-butane plus ethanol, plus 1-propanol, plus 1-butanol systems and calculations with 3 EOS methods. Fluid Phase Equilibria 107: 277-301.
- Soo CB, El Ahmar E, Coquelet C, Ramjugernath D, Richon D (2009) Vapor-liquid equilibrium measurements and modeling of the n-butane plus ethanol system from 323 to 423 K. Fluid Phase Equilib 286: 79-87.
- Kretschmer CB, Wiebe R (1951) The solubility of propane and the butanes in ethanol. J Am Chem Soc 73: 3778-3781.
- Holderbaum T, Utzig A, Gmehling J (1991) Vapor-liquid-equilibria for the system butane ethanol at 25.3, 50.6 and 72.5 degrees C. Fluid Phase Equilib 63: 219.
- Dahlhoff G, Pfenning A, Hammer H, van Oorschot M (2000) Vapor-liquid equilibria in quaternary mixtures of dimethyl ether plus n-butane plus ethanol plus water. J Chem Eng Data 45: 887-892.
- Ouni T, Zaytseva A, Uusi-Kyyny P, Pokki JP, Aittamaa J (2005) Vapour-liquid equilibrium for the 2-methylpropane plus methanol, +ethanol, +2-propanol, +2-butanol and +2-methyl-2-propanol systems at 313.15 K. Fluid Phase Equilib 232: 90.
- Machida H, Matsumura K, Horizoe H (2014) High pressure vapor-liquid equilibria measurements and modeling of butane/ethanol system and isobutane/ethanol system. Fluid Phase Equilib 375: 176-180.
- Holderbaum T, Gmehling J (1991) Psrk - a group contribution equation of state based on unifac. Fluid Phase Equilib 70: 251-265.
- Twu CH, Bluck D, Cunningham JR, Coon JE (1991) A cubic equation of state

- with a new alpha function and a new mixing rule. Fluid Phase Equilib 69: 33-50.
18. Twu CH, Coon JE, Cunningham JR (1995) A new generalized alpha-function for a cubic equation of state. 2. Redlich-kwong equation. Fluid Phase Equilib 105: 61-69.
19. Connolly JF (1962) Ideality of n-butane:isobutane solutions. J Phys Chem 66: 1082-1086.
20. Gardeler H, Fischer K, Gmehling J (2002) Experimental determination of vapor-liquid equilibrium data for asymmetric systems. Ind Eng Chem Res 41: 1051-1056.