

Screening of Sugarcane Varieties/Lines against Whip Smut Disease in Relation to Epidemiological Factors

Sarmad Mansoor*, Aslam Khan M and Nasir Ahmed Khan

Department of Plant Pathology, University of Agriculture, Faisalabad, Pakistan

Abstract

Whip smut caused by (*Ustilago scitaminea*) is an important fungal disease, which is widely distributed all over the world causing huge losses in sugarcane crop. Sugarcane crop basically required humid and hot climate for its development which is also favorable for the different diseases in sugarcane. Epidemiological factors play an important role for the development and the management of different diseases. They are also used as disease prediction models. Epidemiological factors are very important for the development and spread of pathogen causing smut of sugarcane. Out of fifteen promising varieties/ lines, eight were found resistant (S2006-US-469, S2006-US-272, S2005-US-54, S2008-AUS-130, S2006-US-658, S2008-AUS-190, S2008-AUS-107, S2009-SA-169), six were moderately susceptible (S2008-M-34, S2008-AUS-133, S2003-US-127, S2003-US-704, S2008-Fd-19, S2008-AUS-87) and one (S2003-US-618) had susceptible reaction against the disease. There was positive correlation of relative humidity with disease incidence and negative correlation of maximum and minimum temperature with disease incidence.

Keywords: Sugarcane; Smut disease; Epidemiological factors

Introduction

Sugarcane (*Saccharum officinarum* L.) (Punjabi: Ganna, Urdu: Naishkar, Kamad) belongs to family *Poaceae* and crop is grown under 30° south to 30° north latitude with climatic conditions ranging from sub-tropical to tropical regions [1]. In Pakistan, Sugarcane is cultivated on a range of one million hectare. Sugarcane growing zones of Pakistan fall between 24° N latitude in Sindh to 34° N latitude in KPK. Pakistan is at fifth position with respect to Sugarcane production in the world. The most important thing is that the sugar industry shares of Pakistan economy about 1.9% of GDP [2]. There are numerous restraints, including diseases such as Whip Smut, Red Rot, Pokkah Boeng, Red Stripe, Rust and Sugarcane Mosaic and Brown stripe [3,4]. In 1877 the smut of sugarcane was first time reported in (Natal) South Africa. Whip Smut is extremely critical disease of Sugarcane in Pakistan wherever the crop is grown. Whip smut is caused by *Ustilago scitaminea*, which belongs to the phylum Basidiomycota [5] occurs in a few physiological races [6,7]. The temperature ranges between (25-30°C) supports the disease' development. The smut of sugarcane is prevalent in all the world countries where the sugarcane crop is cultivated. Use of susceptible varieties show more losses because of intensive cultivation, secondary infection, and poor management practices [8]. 52-73% yield losses occur in ratoons crops [9]. Sandhu, [10] specified yield losses of 70.7% to 75.3%. Total crop failure is possible if susceptible varieties are used and conditions are favorable for disease development [11]. It can cause major losses as well as juice quality losses. 3-7% sucrose content of infected variety is reduced [12]. Disease incidence increase was found to be linked with increasing age of the crop and varietal susceptibility. After 120 days of planting the appearance of the apical whips was found. When the second flush of whip was produced, it produces very large quantity of teliospores and these spores effect the lateral and terminal buds of rapidly growing crop. The emergence of the third level of whips and the infection caused by this level is supposed to be very serious in the epidemiology of whip smut disease [13].

Smut inoculation techniques in sugarcane plantlets and examined the chance of screening for smut resistance at the plantlet period. Injury paste technique was found the extreme event of whip smut production, followed by paste; on the other hand, soaking method had the minimum occurrence of smut [14]. The susceptible varieties

show significant losses due to poor management practices, secondary infection and intensive cultivation. The most suitable and economical process to control the disease is the use of resistant varieties. The resistant germplasm of sugarcane plays a leading role for assessment of resistant varieties through breeding program [15]. Disease development is dependent on the environmental conditions and the resistance of the sugarcane varieties grown. The most recognizable diagnostic feature of a smut infected plant is the emergence of a "smut whip" [16]. According to Sreeramulu [17], the day time dispersal of spores is maximum. The maximum dispersal of spores takes place at 24 to 27°C and 50 to 60% R.H. Crop age and cycle at the time of infection appear to be important [18]. Resistance of a variety retain only for a few years. A variety resistant previously pertaining race may become susceptible to the new physiological race with change in climatic conditions. Pre-release evaluation of varieties / lines, is therefore, important in relation to epidemiological factors. The objective of my present research to screen the sugarcane clones for the smut tolerance and to study the influence of epidemiological factors on the occurrence of smut disease in sugarcane. This research work was based on the hypothesis, through evaluation of sugarcane varieties in relation to epidemiological factors may be helpful for management of whip smut disease. Use of resistant lines/varieties along with proper management practices and study of epidemiological factors will be helpful to reduce the losses caused by whip smut.

Materials and Methods

Fifteen (15) varieties/ lines were grown in field area of Ayub Agriculture Research Institute (AARI), Sugarcane Research Institute

*Corresponding author: Sarmad Mansoor, Department of Plant Pathology, University of Agriculture, Faisalabad, Pakistan, Tel: +92419200161; E-mail: sarmadmansoor09@gmail.com

Received July 11, 2016; Accepted July 19, 2016; Published July 21, 2016

Citation: Mansoor S, Khan MA, Khan NA (2016) Screening of Sugarcane Varieties/ Lines against Whip Smut Disease in Relation to Epidemiological Factors. J Plant Pathol Microbiol 7: 366. doi: [10.4172/2157-7471.1000366](https://doi.org/10.4172/2157-7471.1000366)

Copyright: © 2016 Mansoor S, et al. This is an open-access article distributed under the terms of the Creative Commons Attribution License, which permits unrestricted use, distribution, and reproduction in any medium, provided the original author and source are credited.

(SRI), Faisalabad during 2015-2016. The varieties were planted under RCBD design with three replication. The plot size was kept as 2.4 m width and 3 m length [19]. The varieties sown were cut into small pieces (setts). The length of one sett was about 45 cm with 3 buds present on it. Forty eight (48) setts of each variety were taken for three row plantation (with 16 setts in one row). These setts were dipped in spore suspension for 30 min prior to plantation. The fungal spores entered into the cane setts which were used to evaluate the disease incidence. Plantation of sugarcane inoculated setts was done in February 2015 in three meter long plot under RCBD design with three replications / repeats at sugarcane experimental area, Sugarcane Research Institute (SRI), Faisalabad in clay loam soil. Thus each treatment was comprised of 48 smut-inoculated setts per variety [20]. Data for the number of smutted tillers was collected with a regular interval of 30 days. The data was collected by counting the number of smutted tillers in each variety. The layout plan for the sugarcane varieties was made in such a way that there were 15 varieties, 3 replications and 3 factors (maximum temperature, minimum temperature and relative humidity) were studied with respect to disease incidence in each variety each month. Data was collected monthly from June to December 2015. To collect the data, number of smutted tillers and total number of tillers were counted.

Meteorological data

Meteorological data for temperature and humidity were collected from the meteorological department, AARI, Faisalabad. Meteorological data was in the form of computerized spread sheet on which day to day information for maximum temperature, minimum temperature and relative humidity was listed. Meteorological data was calculated to conclude mean values of maximum temperature, minimum temperature and relative humidity for the whole month.

Statistical analysis

The analysis of the information was done based on the percentage of infected strains of the last observation and these were processed using the statistical parametric analysis for randomized blocks.

Correlation and regression analyses with epidemiological factors to determine the relationship between epidemiological factors and disease incidence. The prediction equation used was

$$Y = a + b_1X_1 + b_2X_2 + b_3X_3$$

Where, Y = Predicted disease incidence; a = Intercept; b1 – b3 = Regression coefficients; X1= Average maximum temperature (°C), X2= Average minimum temperature (°C), X3= Average relative humidity (%), R2 = coefficient of determination.

Recording smut incidence

The trial was closely monitored for appearance of first smut whips and recorded monthly intervals until the trial was completed (Table 1).

Smut reaction

Due to its vegetative mode of propagation sugarcane is prone to infect by systemic pathogens. Among, smut disease caused by *Ustilago scieminae* is a dreadful disease of sugarcane and is endemic in most of the tropical regions. The most eco-friendly means to contain the pathogen through the use of resistant varieties/lines. In the present investigation, fifteen sugarcane promising clones were evaluated for their resistance against whip smut pathogen under field conditions. It was concluded that, out of fifteen promising lines/varieties eight were found resistant, six moderately susceptible and one had susceptible

reaction against the disease (Table 2). The resistance/susceptibility of the variety were determined by bud morphological characters. In the most resistant varieties the germplasm adapted sub apical position in the bud whereas the susceptible varieties the position was apical. The position was considered to be associated with the tendency of the bud to sprout which makes it more vulnerable to the entry of promycelium and hence more prone to infection. Hence, bud scales acted as morphological barrier and restricted smut pathogens. Source of resistant against whip smut available in sugarcane clones and it can be further manipulated through breeding program for evolution of new high yielding sugarcane varieties [15,21].

Results of screening has shown that out of 15 varieties, Eight (8) varieties were found resistant (S2006-US-469, S2006-US-272, S2005-US-54, S2008-AUS-130, S2006-US-658, S2008-AUS-190, S2008-AUS-107, S2009-SA-169), six (6) moderately susceptible (S2008-M-34, S2008-AUS-133, S2003-US-127, S2003-US-704, S2008-Fd-19, S2008-AUS-87), and one (1) susceptible (S2003-US-618). The varieties which were somewhat resistant were suppressed by the invasion of pathogen as invading plants showed poor growth with large number of thin canes.

Epidemiological factors on smut incidence

Temperature (max. temperature and min. temperature), relative humidity are important factors in smut epidemiology.

Characterization of environmental conditions conducive for whip smut of sugarcane disease development on seven varieties

Seven varieties of sugarcane (S2003-US-618, S2008-M-34, S2008-AUS-133, S2003-US-127, S2003-US-704, S2008-Fd-19, S2008-AUS-87) showed significant correlation with temperature (maximum and minimum) and relative humidity. These varieties were employed to characterize the critical ranges of environmental conditions (maximum and minimum temperature and relative humidity) conducive for the

Response		Disease incidence (%)
Resistant	R	0-5
Moderately Resistant	MR	5.1-15
Moderately Susceptible	MS	15.1-30
Susceptible	S	Above 30

Table 1: Smut description, rating and infection were done as explained by Rao et al.

Varieties	D.I (%)	Response
S-2003-US-618	46.43	S
S-2008-M-34	25.02	MS
S-2006-US-469	0	R
S-2006-US-272	0	R
S-2005-US-54	0	R
S-2008-AUS-133	18.45	MS
S-2008-AUS-130	0	R
S2003-US-127	21.80	MS
S-2006-US-658	0	R
S-2008-AUS-190	0	R
S-2003-US-704	16.58	MS
S-2008-Fd-19	24.42	MS
S-2008-AUS-107	0	R
S-2008-AUS-87	19.34	MS
S-2009-SA-169	0	R

Table 2: Evaluation of sugarcane clones to smut (%) incidence.

whip smut of sugarcane disease development. The results demonstrate that at maximum temperature of 38.75°C the variety S2008-AUS-133 showed the minimum disease incidence of 3.28% (Figure 1). While at the minimum temperature of 25.5°C the variety S2003-US-618 showed the maximum disease incidence of 46.52% (Figure 2). In case of relative humidity at 70.5% relative humidity the maximum disease incidence of 46.52% was recorded in the variety S2003-US-618 while at the 48.5% relative humidity the minimum disease incidence of 3.28% was recorded in the variety S2008-AUS-133 (Figure 3).

These results clearly demonstrated that the maximum temperature and minimum temperature were negatively correlated with the whip smut disease incidence, while relative humidity was positively correlated with the whip smut disease incidence as shown in Table 3.

Discussion

Whip smut of sugarcane (*U. scitaminea*) is very destructive disease in all sugarcane grown areas of the world. It usually causes losses from germination to maturity of the crop. There was a need to

highlight resistant lines among different clones of sugarcane. To fulfill this need, research on screening of different varieties was done on the basis of disease rating scale [22]. Conditions are critically important in the development and spread of the pathogen causing smut of sugarcane. Some of these can be utilized to form the basis of disease prediction model. They may vary in their combinations in different agro climatic zones and influence not only the pathogen but also the host. The present findings are in accordance with Sreeramulu et al. [17] reporting that there is definite diurnal and seasonal rhythms in the spore incidence, the day time dispersal of spores is maximum. The maximum dispersal of spores takes place at 24 to 27°C and 60 to 70% R.H. The difference in diseases severity may be attributed to the environmental conditions. Factors such as maximum temperature, minimum temperature and relative humidity were studied with special reference to the varietal reactions of different varieties. It was observed that all the factors maximum temperature, minimum temperature and relative humidity had statistically significant correlation with varieties. Disease severity was maximum at temperature range 25-27°C. With the decrease in temperature 38-25°C from June 2015 to December

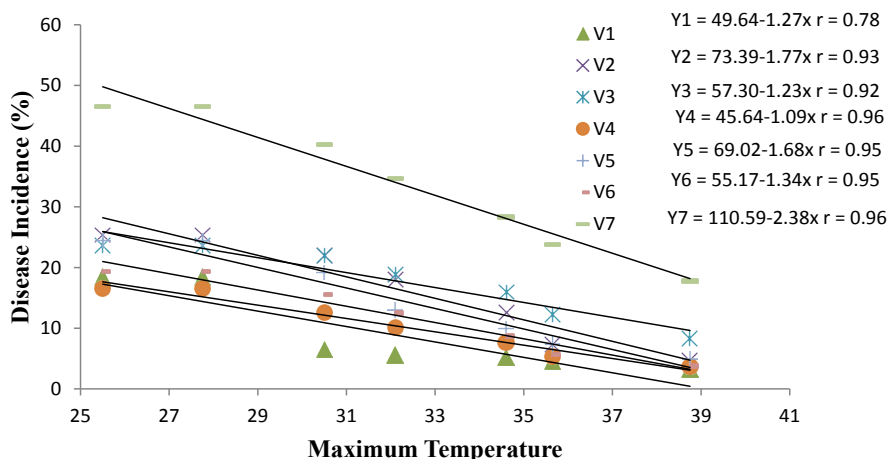


Figure 1: Correlation of maximum temperature with whip smut disease incidence on different varieties.

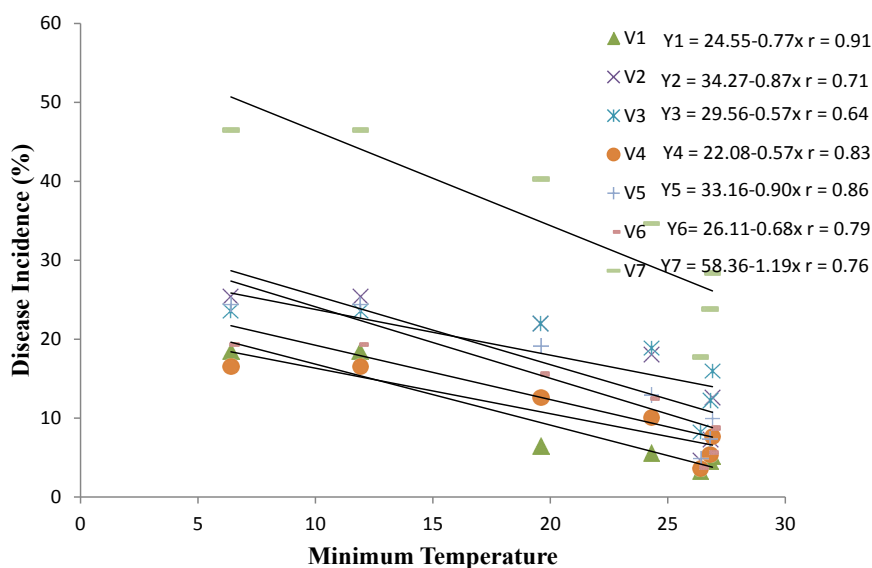


Figure 2: Correlation of minimum temperature with whip smut disease incidence on different varieties.

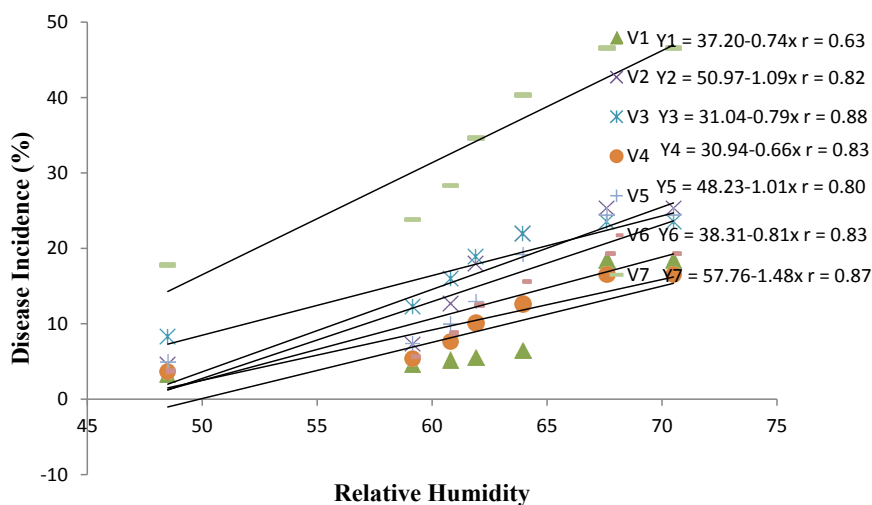


Figure 3: Correlation of relative humidity with whip smut disease incidence on different varieties.

Sr. No.	Varieties	Max Temp. (°C)	Min Temp. (°C)	RH (%)
1	S2008-AUS-133	-0.89** 0.01	-0.96** 0.00	0.79* 0.03
2	S2008-M-34	-0.97** 0.00	-0.85* 0.02	0.91** 0.00
3	S2003-US-127	-0.99** 0.00	-0.80* 0.03	0.94** 0.00
4	S2003-US-704	-0.98** 0.00	-0.92** 0.00	0.92** 0.00
5	S2008-Fd-19	-0.98** 0.00	-0.93** 0.00	0.90** 0.01
6	S2008-AUS-87	-0.98** 0.00	-0.89** 0.01	0.91** 0.00
7	S2003-US-618	-0.98** 0.00	-0.88** 0.01	0.94** 0.00

Upper value indicate Pearson's correlation coefficient, while the lower value indicate level of significance at 1% (0.00-0.01) and at 5% (0.02-0.03) probability. ** = Highly Significant; * = Significant; No Sign = Non Significant

Table 3: Correlation of environmental factors with whip smut of sugarcane disease on different varieties.

2015, disease incidence or severity was increased. On the other hand, it had been observed that disease severity was maximum at relative humidity range 65-70%. With increase in relative humidity 65-70%, overall disease incidence was increased whereas Singh and Budhraj, [23] reported that disease incidence was maximum at optimum temperature of 28°C as this temperature favours the maximum growth of smut pathogen (*Ustilago scitaminea*). The smut spores are killed instantaneously at 62°C but can survive more than three day in ice [24,25]. Whereas it has also been reported that high temperature 25-30°C is the most favourable temperature for the development of whip smut disease. So our results regarding disease incidence match with the previous investigations. Disease incidence was maximum in variety S2003-US-618 at temperature 27.75°C and relative humidity 70%. So this variety was the most susceptible among all the varieties in every month from June to December. Besides this, the variety S2003-US-704 had shown minimum disease incidence among seven varieties in which disease was appeared.

Conclusion

It can be concluded that the intensity of sugarcane smut incidence highly influenced by the epidemiological factors. The prevalence of optimum temperature during the crop stage of germination to tillering, increased the setts and soil borne teliospores germination subsequently

it may give rise to infection hyphae which are capable of infecting sugarcane bud. In addition, the temperature has an enhanced effect on the release and dispersal of smut spores in the air. Fifteen sugarcane varieties / lines were screened out to find the resistant lines. When these fifteen varieties /lines were compared on the basis of recommended scale under natural conditions, Eight (8) varieties or lines (S2006-US-469, S2006-US-272, S2005-US-54, S2008-AUS-130, S2006-US-658, S2008-AUS-190, S2008-AUS-107, S2009-SA-169) were graded as resistant, (S2008-M-34, S2008-AUS-133, S2003-US-127, S2003-US-704, S2008-Fd-19, S2008-AUS-87) were found as moderately susceptible and (S2003-US-618) was found susceptible. Maximum Disease Incidence was observed at (25-27°C) and at R.H (65-70%) and minimum disease incidence was observed at (38.75°C) and at R.H (48.5%). Environmental conditions especially maximum temperature, minimum temperature and relative humidity, which showed that maximum and minimum temperature and relative humidity had great influence on the incidence of whip smut disease of sugarcane. There is a negative correlation between maximum and minimum temperature and disease incidence whereas the correlation between relative humidity and disease incidence was recorded as positive.

Acknowledgment

This research is collaboration between the University of Agriculture

Faisalabad, Pakistan and Ayyub Agriculture Research Institute (AARI) Faisalabad, Pakistan. The author gratefully acknowledged the support of his supervisor Prof. Dr Muhammad Aslam Khan and Co- supervisor Dr. Muhammad Abdul Shakoor for their innovative ideas to complete this research.

References

1. Rao TCR, Bhagyalakshmi KV, Rao JT (1979) Indian atlas of sugarcane. Sugarcane Breeding Institute, Coimbatore, India.
2. Shaikat MI (2009) A comprehensive studies on sugarcane. University of Agriculture, Faisalabad, Pakistan.
3. Chattha AA, Afzal M, Iqbal MA, Ahmad F, Chattha MU (2004) CPF-243, an early maturing, high yielding and high sugar variety 6: 25-27.
4. Luthra JC, Suttar A, Sandhu SS (1940) Experiments on the control of smut of sugarcane. Proceedings in Indian Academy of Sciences Sec B 12: 118-128.
5. Rott P, Bailey A, Comstock JC, Croft BJ (2000) Whip smut of Sugarcane. A guide to sugarcane diseases. CIRAD and ISSCT Publishing Co. Amsterdam, Netherland pp: 339-341.
6. Grishan MP (2001) An international project on genetic variability within sugarcane smut. *Proc Int Soc Sugar Technol* 24: 459-461.
7. Agnihotri VP (1983) Smut of Sugarcane. Diseases of Sugarcane and Sugarbeet. Oxford and IBH Publishing Co. 66 Janpath, New Dehli, India pp: 65-86.
8. Whittle AM (1982) Yield loss in sugar-cane due to Culmicolous smut infection. *Trop Agric Trinidad* 59: 239-242.
9. Mohan RNV, Praksam P (1956) Studies on sugarcane smut. *Proc Intern Soc Sugarcane Technol* 17: 1048-1057.
10. Sandhu SA, Bhatti DS, Rattan BK (1969) Extent of losses caused by smut (*Ustilago scitaminea* Syd.). *Jour Res (PAU)* 6: 341-344.
11. Lee-Lovick GL (1978) Smut of Sugarcane *Ustilago scitaminea*. *Plant Pathol* 57: 181-188.
12. Sandhu SS, Mehan VK, Ram RS, Shani SS, Sharma JR (1975) Screening of promising sugarcane varieties for resistance to smut by *Ustilago scitaminea* Syd. in the Punjab. *Indian Sugar* 25: 423-426.
13. Bergamin A, Amorim L, Cardoso CON, Da Silva WM, Sanguino A, et al. (1989) Epidemiology of sugarcane smut in Brazil. *Sugarcane* pp: 211-216.
14. Olweny CO, Ngugi K, Nzioki H, Githiri SM (2008) Evaluation of smut inoculation techniques in sugarcane seedlings. *Sugar Tech* 10: 341-345.
15. Begum F, Talukdar MI, Iqbal M (2007) Performance of various promising lines for resistance to sugarcane smut (*Ustilago scitaminea* Sydow). *Pak Sugar J* 22: 16-18.
16. Comstock JC (2000) "Smut." In a guide to sugarcane diseases (Ed. Philippe Rott, Roger, A. Bailey, C. J. Comstock, J. B. Croft, and A. Salem Saumtally) Montpellier, France pp: 181-185.
17. Sreeramulu T (1973) Aero-mycological observations and their implications in the epidemiology of some diseases of Sugarcane. *Indian Natn Sci Acad Bull* 46: 506-510.
18. Ferreira SA, Comstock JC (1989) Diagnosis of whip smut of sugarcane. *Indian Sugar J* 11: 35-39.
19. Bock KR (1964) Studies on sugarcane smut (*Ustilago scitaminea*) in Kenya. *Trans Brit mycol SOC* 3: 403-417.
20. Islam MA, Miah MNA, Rahman MA, Kader MA, Karim KMR (2009) Performance of Sugarcane with Different Planting Methods and Intercrops in Old Himalayan Piedmont Plain Soils. *Int J Sustain Crop Prod* 4: 55-57.
21. Sabalpara AN, Vishnav MU (2002) Screening of sugarcane clone/ varieties for resistance to smut caused by *Ustilago scitaminea*. *Ind Sugar J* 12: 507-509.
22. Rao GP, Tripathi DNP, Upadhaya UC, Singh RDR, Singh RR (1996) New promising red rot and smut resistant sugarcane varieties for eastern Uttarparadesh. *Ind Sugar J* 14: 261-263.
23. Singh K, Budhrajam TR (1964) The role of bud scales as barriers against smut infection. *Proceedings Bien Conf Sugarcane Res Dev* 5: 687-690.
24. Appalanarasayya P (1964) Some physiological studies on sugarcane smut (*Ustilago scitaminea*). *Indian Phytopath* 17: 284-287.
25. Saxena SK, Khan AM (1963) Effect of temperature on spore germination. *Jour Indian Bot Soc* 42: 195-203.