

# Implementation of Self Reporting Pharmacovigilance in Anti Tubercular Therapy Using Knowledge Based Approach

Sainul Abideen P<sup>1\*</sup>, Chandrasekaran K<sup>2</sup>, Uma Maheswaran<sup>2</sup>, Vijayakumar A<sup>2</sup>, Kalaiselvan V<sup>3</sup>, Pradeep Mishra<sup>4</sup>, Moza Al Hail<sup>5</sup>, Abdul Rouf<sup>5</sup> and Binny Thomas<sup>5</sup>

<sup>1</sup>Department of Clinical Pharmacology, Narayana Hrudayalaya Hospital, Jaipur, Rajasthan, India

<sup>2</sup>Department of Pharmacy Practice, KMCH College of Pharmacy, Coimbatore, Tamil Nadu, India

<sup>3</sup>Indian Pharmacopoeia Commission, Sector 23, Raj Nagar, Ghaziabad, UP, India

<sup>4</sup>PMS Arts & Communications, New Delhi, India

<sup>5</sup>Hamad Medical Corporation, Qatar

## Abstract

Tuberculosis (TB) hampered with poor patient compliance and intolerance at least partially due to adverse drug reactions (ADRs). A prospective observational and interventional healthcare teamwork study was carried out to implement a self-reporting pharmacovigilance system in TB patients through a knowledge based approach in the Pulmonology department of Kovai Medical Center and Hospital (KMCH) at Coimbatore. A patient information pamphlet which was endorsed by the pulmonology associates was the core tool for this study. A well practiced and skilled clinical pharmacist educated the patients and enabled them to report the ADRs due to anti tubercular drugs through the emergency number given in the pamphlet. Totally 110 patients enrolled in the study. 43 (39%) patients experienced 74 numbers of ADRs during the intensive phase therapy. Out of 110 patients, 101 were adhered to the intensive phase therapy. Of the 74 ADRs experienced to our study population, 24 ADRs were occurred in 18 patients which are needed to be self reported by the patient according to the study protocol. Among 24 ADRs which have to be self reported, 20 (83.33%) ADRs were reported through 17 calls by 16 patients. The self-reporting pharmacovigilance for anti-tubercular therapy in pulmonology department of KMCH, Coimbatore, were implemented and was certified by the pulmonology associates. Our study concludes that if a proper educational system is implemented, most of the patients were ready to report their ADR of any drug and thereby we can improve both patient adherence and reducing the severity of ADRs. It is suggested that the pharmacists should exhibit their vital role during TB therapy in TB centres, pulmonology departments and DOTS centres to guarantee a better patient care.

**Keywords:** Self reporting pharmacovigilance; Anti-TB drugs; Clinical pharmacist; ADR reporting system

## Introduction

Tuberculosis (TB) is the most rampant communicable infectious disease on earth and remains out of control in many developing nations. Good patient adherence to the treatment regimens is the foundation stone to effective Anti Tubercular Therapy (ATT) [1]. Alas, non compliance is cited as the major problem to the control of tuberculosis at the level of public health and finally which escort to the drug resistance in case of TB [2-4].

ATT exhibits greater level of efficacy with a satisfactory degree of toxicity; however combination treatment may produce severe adverse events. Important adverse effects are hepatitis, joint pain, skin rash, gastro intestinal upset (nausea/vomiting/GI upset), hyperuricemia, constipation, peripheral neuropathy, and visual disturbances [5-14]. TB hampered with poor patient compliance and intolerance at least partially due to the ADRs. According to World Health Organization (WHO) and several other studies concluded that, the poor out-come was attributed to poor patient compliance, to primary multidrug resistance and to interruption partially due to ADR (WHO 1997) [3,7,8,13,15-19] and the towering incidence of TB infection has caused a high occurrence of morbidity and mortality which is partly due to serious ADRs induced by Anti- TB drugs [12].

Patient's decisions to stop taking medications were influenced by a number of interacting factors [17,19]. The lack of knowledge about the treatment and ATT induced ADRs are the two major factors which leads to the patient's non-adherence to the TB therapy. A qualitative and quantitative study by Weiguo et al. [20] stated that almost 16 factors which leads to the non adherence for the TB treatment. Majority of

them are due to the lack of knowledge about the importance of the completion of therapy. Out of these 16 factors 37.80% (which is the highest percentage) of patients were non adherent due to the severe ADRs [20]. Schaberg et al. [7] were also stated that 26% of TB patients in the study population were discontinued therapy due side effects.

The influence of side effects – real, anticipated or interpreted on compliance to treatment was mentioned in a number of studies. Some patients reported stopping medication due to adverse effects while others complained that they were not educated about side effects and what to do to counter them [17]. In-depth interviews among both TB patients and local doctors point out that ADR is a motive for treatment non-adherence. Worry of the risks of ADRs leads some TB patients to break off the treatment [20] "... I don't want to take these pills, because they make me sick, they hurt me..." (Female TB patient, Bolivia) is an example for the above statement [17]. Local health workers often cannot find out this discontinuation of treatment due to the lack of an ADR surveillance system under the current DOTS program [20]. Counselling

**\*Corresponding author:** Sainul Abideen P, Department of Clinical Pharmacology, Narayana Hrudayalaya Hospital, Jaipur, Rajasthan, India, Tel: +91 9982510140; E-mail: [iamaabid@gmail.com](mailto:iamaabid@gmail.com)

**Received** December 10, 2012; **Accepted** December 27, 2012; **Published** December 29, 2012

**Citation:** Abideen PS, Chandrasekaran K, Uma Maheswaran, Vijayakumar A, Kalaiselvan V, et al. (2013) Implementation of Self Reporting Pharmacovigilance in Anti Tubercular Therapy Using Knowledge Based Approach. J Pharmacovigilance 1: 101. doi:10.4172/2329-6887.1000101

**Copyright:** © 2013 Abideen PS, et al. This is an open-access article distributed under the terms of the Creative Commons Attribution License, which permits unrestricted use, distribution, and reproduction in any medium, provided the original author and source are credited.

of patients for timely hindrance, revealing and management of ADRs was also highly suggestive [11]. Also it is already proved that patients were clearly willing to report symptoms which they believe to be due to a particular prescribed drug if they were informed about it. So it is fundamentally required a system for proper monitoring of ADRs due to anti tubercular drugs. Several studies were suggesting the significance of a new system for premature detection of ADR for a better patient care [8,10,21].

This leads to taking a decision to do an intervention of a new health care teamwork approach with an intention to complete patient care during ATT with a special preference on ADR reporting system. The evidence of patient's definite role in ADR and their willingness to report the ADR [22-25] were planned to utilize in this study by expecting a good adherence. Here comes the importance of pharmaceutical care based approach to the TB patient. This study is one of the clinical pharmacy come health care team work oriented one, aiming for the best quality of life of tuberculosis patient during their therapy by implementing an educational approach to them regarding on both the therapy and how to counteract the possible ADRs during Anti Tubercular Therapy.

## Materials and Methods

The present study is prospective observational and interventional study conducted in Department of pulmonology, of an 800 bedded super specialty hospital at Coimbatore, Tamilnadu, for a period of 8 months. Study was approved by the concerned authorities. Both the inpatients and outpatients who received the prescription of Anti Tubercular drugs aged between 16 to 75 years were included in the study. Even though we are given the education, patients who referred to their nearest clinic or physician for continuation the treatment after diagnosing from the present study site, were excluded from the study. Also patient who has MDR TB, patients with co-morbidity medical/surgical condition and mentally retarded patients were excluded.

A patient information pamphlet named as "Things to be Noticed While Taking Medicines for Tuberculosis" (both in Tamil and English) which was evaluated and validated by the pulmonology physicians is the core tool for this study. This is particularly prepared for enabling and initiating the patient to report the ADR. The pamphlet provides the information's on TB, possible ADR during ATT and the emergency contact number of both the physician and pharmacist to report ADR by the patient itself once if they suspect the ADR. Adverse drug reactions which are illustrated in the patient information pamphlet were only considered to evaluate effectiveness of self reporting pharmacovigilance system. They include nausea/vomiting, joint pains, loss of appetite, weight loss, yellow colorations of eye and skin, vision problem, skin itch/rash and abdominal pain. ADR incidence during the time of hospital period was excluded from the self report. Calls received which are not related to ADR were also excluded from report.

## Educational module

A well experienced and skilled pharmacist thoroughly educated the tuberculosis patient regarding the disease, duration of the treatment, importance of treatment completion and about possible adverse effects by using the pamphlet. Ultimately the pharmacist enables the patient to screen the ADR given in the pamphlet during the treatment and how to tackle them. The knowledge was evaluated after the counseling for analyzing the knowledge of the patient regarding his treatment. And re-counseling was performed if it is necessary.

## Results and Discussion

The study was carried out in the pulmonology department of Kovai Medical Center and Hospital at Coimbatore, over a period of 8 months from May to December 2010. Study results were summarized in tables 1 and 2. A total of 110 patients were incorporated in the study. Of the whole population 63 (57.27%) were inpatients and 47 (42.73%) were outpatients. Among the total population, 77 (70%) were males and 33 (30%) were females. It is found that males were more prone to tuberculosis when compared to females with a ratio of 7:3. A study conducted by Mahmood et al. [5], reveals that the pervasiveness of tuberculosis is more in males than females with a ratio of 5:1. Also the National Tuberculosis Program (NTP) summarized as the ratio of the occurrence of TB between the male and female were 5:2. One of the study performed by Jaggarajamma et al. [19], has the identical outcome alike to ours in case of the gender wise occurrence of the TB, which contributes that a 7:2.5 ratio of male and female incidence of TB. Not only these studies, some other studies also point out that the TB is more prone to male gender like in our study [7-10].

The mean age of the study population was found to be  $45.61 \pm 15.26$ . Previous data's regarding the age group who were more prone to TB shows dissimilar conclusions. According to RNTCP status report (TB India 2006) TB affects habitually in young adults with an age range of '25-34' [26]. A review through some other studies also reveals the same [27]. A descriptive study executed by Habib-ullah et al. [9], reveals that the mean age group for TB occurrence is  $42.10 \pm 20.38$ . The mean age of the TB patients from the study population of Marra et al. [10], were also found to be  $49.9 \pm 20.9$ . Both of these two studies were supporting to the current study outcome.

Among the total population 93 (84.55%) were married. Literacy status of entire population justified that 54 (49.09%) patients have a literacy level of "1-10". Out of the study population 78 (70.91%) patients were not having the smoking habit.

In our study about 85 (77.27%) patients were diagnosed as pulmonary TB in our study population. About 92% of the populations in the research of Jaggarajamma et al. [19] were diagnosed as Pulmonary Tuberculosis (PTB). A study reported by Habib-ullah et al. [9], interpret that 73% of the study population were diagnosed as PTB which was matching to our study. Of the remaining patients in our study, 7 (06.36%) patients were found to have TB lymphadenitis as well as TB pleuritis. TB pleural effusion and silico TB were found in 4 (03.64%) patients. 2 (01.81%) patients were diagnosed to have miliary TB and the remaining 1 (00.91%) patient was diagnosed as spinal TB. It shows that when compared to EPTB, PTB shows most occurrences as per the prior study conclusions [8,9,19].

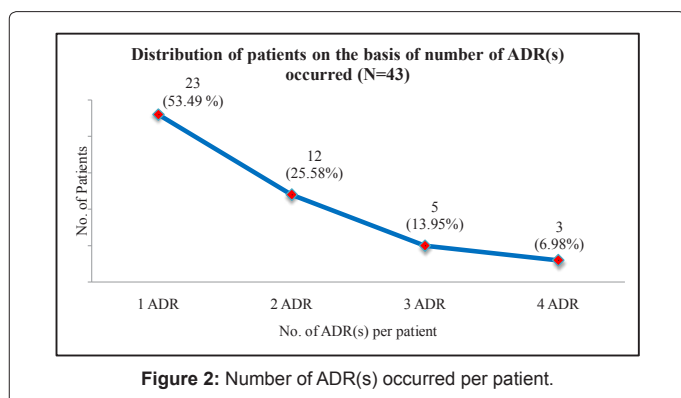
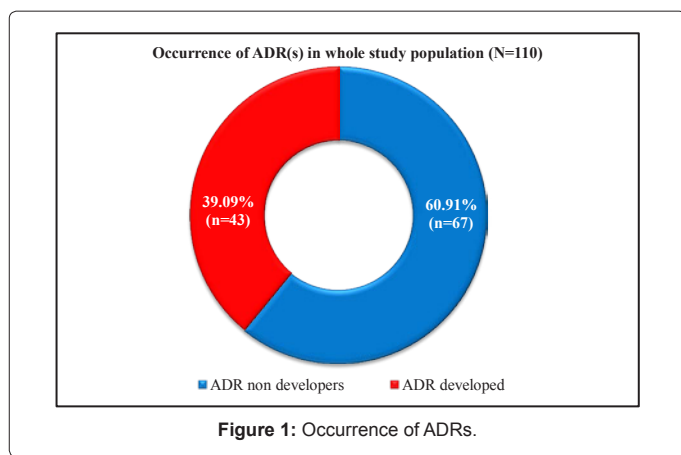
Among the full population 43 (39.09%) patients experienced at least one ADR during the time of study period (Figure 1). The prevalence of ADR occurrence as per three different studies [5,10,11] during the intensive phase of ATT were found to be 22%, 30%, and 55%.

Out of 43 ADR victims 29 (67.44%) were male and 14 (32.59%) were females. Majority of them were males and the statistically there is no significant relation between the occurrence of ADR and gender [11,12]. The most prone age group for ADR incidence was found to be '46-60' group comprising of 20 (46.51%) patients followed by '31-45' group which includes about 10 (23.26%) patients. This result is controversial to the study of Chhetri et al. [11], in which the most prominent age group for the occurrence of ADR for ATT were belongs to '21-30' group. The statistical result shows that there is no significant

relationship between the age and ADR which is similar to the previous study. While evaluating the age group for major ADR in gender wise, 18 (62.07%) male patients were belongs to the age group '46-60'; and 5 (35.71%) female patients were in the age group of '31-45'.

A total of 74 ADRs have been experienced by these 43 patients, the pattern of ADR have been represented in the table 2. Among the 43 ADR victims 23 (53.49%), 12 (26.91%), 5 (11.62%) and 3 (06.98%) patients showed one, two, three and four different ADRs respectively (Figure 2). Out of 74 ADRs, 17 (22.97%) were elevated liver enzymes, which is the most prominent one followed by vomiting and joint pain. Drug induced liver problem is not a rare problem in ATT. It is seen that 20% hepatotoxic ADR victims in the study of Khalid et al. [8], proved that liver, biliary system and gastro intestinal system are the most frequent organ systems effected by ADRs for anti tubercular drugs [10,12]. It shows that hepatitis followed by the vomiting were the major ADRs occurred in the population of the study of Marra et al. [10], which is similar to our study. The time interval between start of therapy and onset of ADR is demonstrated in figure 3. It was found that 37 (50%) ADRs occurred within 15 days after starting the therapy. An overview of the figure 3 shows that as there is a decreased incidence of ADRs when the days get increased. This is quite similar to the study of Kheirollah et al. [12].

The categorization of the observed ADRs during the time of each review on the basis of exclusion and inclusion criteria of our study protocol was summarized in table 3. Out of 74 ADRs, 16 during the hospital stay only. Remaining 58 ADRs were occurred during the whole review period, in which 34 were excluded from the self report. 24 ADRs were included in the category, which is need to report according to the study protocol.



Parameters of all patients	Frequency (%) (N=110)
<b>Gender</b>	
Males	77 (70%)
Females	33 (30%)
<b>Age</b>	
16-30	24 (21.82%)
31-45	27 (24.55%)
46-60	43 (39.09%)
61-75	16 (14.54%)
<b>Literacy Level</b>	
Illiterate	29 (26.36%)
01-10th class	54 (49.09%)
Above 10th	27 (24.55%)
<b>Smoking Habits</b>	
Smokers	32 (29.09%)
Non smokers	78 (70.91%)
<b>Types of TB</b>	
Pulmonary tuberculosis	85 (77.27%)
TB lymphadenitis	07 (06.36%)
TB pleuritis	07 (06.36%)
TB pleural effusion	04 (03.64%)
Silico TB	04 (03.64%)
Miliary TB	02 (01.81%)
Spinal TB	01 (00.91%)
<b>Adverse Drug Reactions</b>	
ADR developers	43 (39.09%)
ADR non developers	67 (60.91%)

Table 1: Patients demographic data.

Parameters of ADR experienced patients	Frequency of ADR (%) (N=43)
<b>Gender</b>	
Male	29 (67.44%)
Female	14 (32.59%)
<b>Age group</b>	
16-30	08 (18.60%)
31-45	10 (23.26%)
46-60	20 (46.51%)
61-75	05 (11.63%)
<b>ADR Reported</b>	
Elevated liver enzymes/hepatitis	17 (22.97%)
Nausea & vomiting	13 (17.57%)
Joint pain	07 (09.46%)
Skin rash/itch	06 (08.11%)
Headache	05 (06.76%)
Chest pain	04 (05.41%)
Dysurea	04 (05.41%)
Abdominal pain	03 (04.05%)
Back/body pain	03 (04.05%)
Anorexia	03 (04.05%)
Tiredness	03 (04.05%)
Diarrhea	02 (02.70%)
Loss of weight	01 (01.35%)
Giddiness	01 (01.35%)
Visual problem	01 (01.35%)
Pedal edema	01 (01.35%)

Table 2: Occurrence of ADRs.

Review	Adhered patients (%) (N=110)	ADR victims (%) (N=43)	Number of ADR's (%) (N=58)	ADR's excluded from self report (%) (N=34)	ADR's included in self report (%) (N=24)	Number of calls received	Number of ADR's reported
1st review	106 (96.36)	25 (58.14)	32 (55.17)	20 (58.83)	12 (50.00)	09	11
2nd review	104 (94.54)	16 (37.21)	23 (39.66)	12 (35.29)	11 (45.83)	08	09
3rd review	101 (91.82)	02 (04.65)	03 (05.17)	02 (05.88)	01 (04.17)	0	0
Total		43	58	34	24	17	20

Table 3: ADR occurrence in each review.

Of the total population 81 (73.64%) patients came for the first review without ADR, and 25 (22.73%) patients came for review with 32 numbers of ADR and 4 (03.64%) patients did not turn up for the review. Vomiting followed by skin rash and anorexia occurred mostly during the first review period which belongs to the inclusion criteria of the study evaluating protocol. Coming to the second review, 88 (80%) patients came for the review without ADR while, 16 (14.55%) patients came for review with 23 numbers of ADR. It was observed that the number of non compliant patient increased from 04 to 06 (05.45%) from first review. Joint pain followed by skin rash occurred most of the times during the second review which belongs to the inclusion criteria of the study evaluating protocol. In third review, of the total population 99 (90%) were came for review without ADR whereas 2 (01.82%) patients came with 3 numbers of ADR. After reaching to the last review of our study the non complaints level is again increased from 06 to 09. Only joint pain occurred during the third review period which belongs to the inclusion criteria of the study evaluating protocol (Table 3).

At the end of two months follow up of the study population, 9 (08.18%) patients dropped out from the study. Communicating through telephones reveals that 4 of them continuing therapy in other hospital. 3 of them don't have the response. 2 were non-adhered. It was observed that 101 (91.82%) patients were adhered to the treatment till the completion of the intensive phase. It is a great level of the compliance, and this adherence level is the directly related to the interventional educational program and the good communicative patient care system in our study. The incidence of ADR is descending order to the review period.

A total of 17 calls were received from 16 patients (1 patient called 2 times) by reporting 20 numbers of ADR (Table 3). Out of 24 ADRs need to report, 20 (83.33%) ADRs were reported by 16 (88.88%) patients and 4 (16.67%) ADRs were not reported by 2 (11.11%) patients (Figures 4 and 5). The result shows that a high percentage of patients were ready to report ADRs if the healthcare professionals give the knowledge regarding the same. A study conducted by Jarernsripornkul et al. [28], concluded that patients were ready to report the symptoms which they believe to be due to a specific prescribed drug and it will help the early detection of ADR and thereby we can reduce severity of the same [22].

## Conclusion

The attempt of implementation of self reporting pharmacovigilance for ATT in pulmonology department of Kovai Medical Center and Hospital was done, and which was authorized by the pulmonology associates. About 39% of patients suffered diverse types of ADRs due to

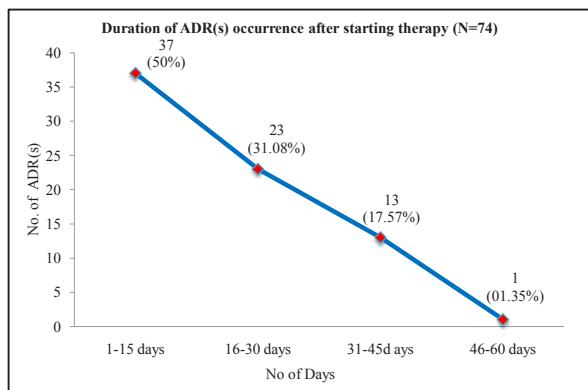


Figure 3: Relationship with occurrence of ADR and duration of therapy.

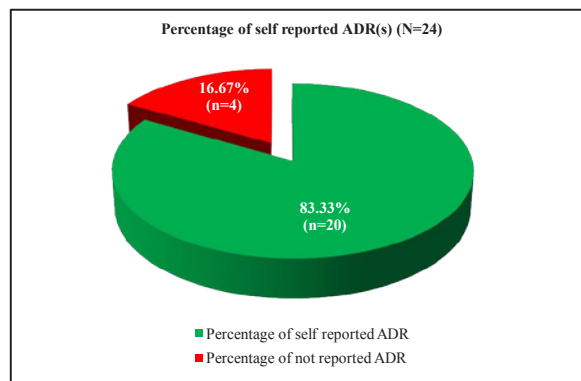


Figure 4: Percentage of self reported ADR(s).

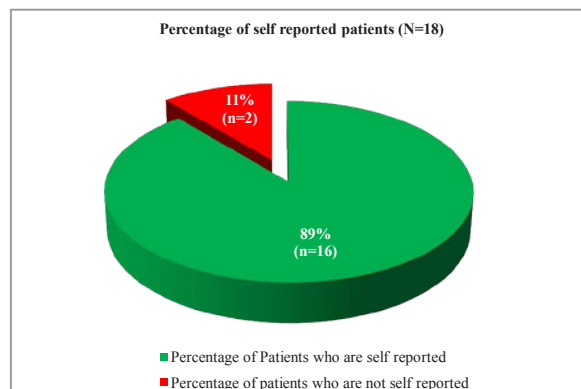


Figure 5: Percentage of self reported patients.

ATT in the pulmonology department of our hospital during the period of study. Predominantly it is a privileged percentage of ADRs, to take a decision for implementing a good patient care oriented program by the health care professionals. As a pharmacist, we have the liability to support the patients during the periods of ATT, while they were suffering these kinds of unwanted effects of the drug. These unwanted effects may steer the patient to make a judgment for stopping the medications and finally the occurrence of drug resistance in country and an amplified healthcare cost. If a proper educational system is implemented like our study, most of the patients were ready to report their ADR and thereby we can improve both the patient adherence and therapeutic outcome.

A good constitutional system of communicational approach to the patient by group effort of the pharmacist and physician with the aim of complete patient care will aid for early detection of the ADRs of any drug and can trim down the incidence and severity of the same. Since DR (Drug Resistance) is the major emerging problem during ATT, implementation of well communicated system like self reporting pharmacovigilance will help to hoist the patient's self-assurance in the treatment and reduced incidence of DR. It is suggested that the clinical pharmacists and community pharmacists should exhibit their vital role during TB therapy in TB centers, pulmonology departments and DOTs centers to guarantee a better patient therapeutic outcome.

## Acknowledgement

The authors acknowledge Dr. Nalla G. Palanisamy Chairman, Managing Director, Kovai Medical Center and Hospital, Coimbatore and Dr. Thavamani D. Palanisamy Trustee Kovai Medical Center Research and Educational Trust, Coimbatore for providing necessary facilities and constant encouragement. We

widen our heartfelt and truthful thankfulness to Dr. V. R. Pattabhiraman, M.D., DIPNB, Consultant Respiratory Sleep Medicine, and Dr. S. Mahadevan, M.D., Consultant Respiratory medicine, for their expensive guiding principle in the exposition work. We are really courtesies and pleased to them for open handed an opportunity to work along with them. We put across our honest thanks and gratitude to the Principal, Prof. Dr. A. Rajasekaran, M.Pharm., Ph.D., KMCH College of Pharmacy, for providing us with a cooperative and artistic milieu to facilitate us to work outstandingly. We coverage our thanks to the patients and their family members involved in my study, who gave their chock-full mutual aid in all the stages of this study.

## References

- Dipiro JT, Talbert RL, Yee GC, Matzke GR, Barbara GW, et al. (2005) *Tuberculosis: Pharmacotherapy A Pathophysiologic Approach*. (6thedn), McGraw-hill, Medical Publishing Division, New York, USA pp. 2015, 2021, 2032.
- Khan MA, Walley JD, Witter SN, Shah SK, Javeed S (2005) Tuberculosis patient adherence to direct observation: Results of a social study in Pakistan. *Health policy plan* 20: 354-365.
- Erhabor GE, Aghanwa HS, Yusuph M, Adebayo RA, Arogundade FA, et al. (2000) Factors Influencing Compliance in Patients with Tuberculosis on Directly Observed Therapy at Ile-Ife, Nigeria. *East Afr Med J* 77: 235-239.
- Lee JH, Chang JH (2001) Drug resistance tuberculosis in a tertiary referral teaching hospital of Korea. *Korean J Intern Med* 16: 173-179.
- Mahmood I, Khalilur R, Rahman K, Hoque C, Moazzam H, et al. (2009) The Changes in Levels of Serum Alanine Aminotransferase (ALT) During Anti Tubercular Treatment With 4FDC (Fixed Drug Combination). *TAJ* 22: 106-110.
- Koda-Kimble MA, Young LY, Kradjan WA, Guglielmo B (2001) *Tuberculosis In: Applied Therapeutics: The Clinical Use of Drugs*. (7thedn), Lippincott Williams & Wilkins, London, UK 59.8-59.9.
- Schaberg T, Rebhan K, Lode H (1996) Risk factors for side-effects of isoniazid, rifampin and pyrazinamide in patients hospitalized for pulmonary tuberculosis. *Eur Respir J* 9: 2026-2030.
- Khalid M, Akhtar H, Krishan LJ, Abu T, Badar-uddin A, et al. (2007) Hepatotoxicity with Antituberculosis Drugs: The Risk Factors. *Pak J Med Sci* 23: 33-38.
- Habib-ullah K, Muhammad HK, Abdul MK, Noor-ul Iman, Humera K, et al. (2009) Anti-Tuberculosis Therapy Induced Liver Injury: Frequency, Management and Outcome. *J Med Sci* 17: 99-102.
- Marra F, Marra CA, Bruchet N, Richardson K, Moadebi S, et al. (2007) Adverse drug reactions associated with first-line anti tuberculosis drug regimens. *Int J Tuberc Lung Dis* 11: 868-875.
- Chhetri AK, Saha A, Verma SC, Palaian S, Mishra P, et al. (2008) A study of adverse drug reactions caused by first line anti-tubercular drugs used in Directly Observed Treatment, Short course (DOTS) therapy in western Nepal, Pokhara. *J Pak Med Assoc* 58: 531-536.
- Kheirollah G, Elahe K, Mahboubeh H, Gloria S (2006) Evaluation of anti-tuberculosis induced adverse reactions in hospitalized patients. *Pharmacy Practice* 4: 134-138.
- Begum LN, Mosharraf H, Monirul IM, Dipti RS (2006) A comparative study on the adverse effects of two anti-tuberculosis drugs regimen in initial two-month treatment period. *Bangladesh J Pharmacol* 1: 51-57.
- Yee D, Valiquette C, Pelletier M, Parisien I, Rocher I, et al. (2003) Incidence of serious side effects from first-line anti tuberculosis drugs among patients treated for active tuberculosis. *Am J Respir Crit Care Med* 167: 1472-1477.
- Johnson J, Kagal A, Bharadwaj R (2003) Factors associated with drug resistance in pulmonary tuberculosis. *Indian J Chest Dis Allied Sci* 45: 105-109.
- Kochi A (1991) The global tuberculosis situation and the new control strategy of the World Health Organization. *Tubercle* 72: 1-6.
- Munro SA, Lewin SA, Smith HJ, Engel ME, Fretheim A, et al. (2007) Patient Adherence to Tuberculosis Treatment: A Systematic Review of Qualitative Research. *PLoS Med* 4: 1230-1245.
- Alagiriswami B, Ramesh M, Parthasarathi G, Basavanagowdappa H (2009) A study of clinical pharmacist initiated changes in drug therapy in a teaching hospital. *Indian J Pharm Pract* 1: 36-45.
- Jaggaramma K, Sudha G, Chandrasekaran V, Nirupa C, Thomas A, et al. (2007) Reasons for non-compliance among patients treated under Revised National Tuberculosis Control Programme (RNTCP), Tiruvallur district, south India. *Indian J Tuberc* 54: 130-135.
- Xu W, Lu W, Zhou Y, Zhu L, Shen H, et al. (2009) Adherence to anti-tuberculosis treatment among pulmonary tuberculosis patients: a qualitative and quantitative study. *BMC Health Serv Res* 9: 169.
- Raja RCP, Ramesh A (2009) Design and Implementation of Adverse Drug Reaction Reporting System in Community Pharmacies. *Indian J Pharm Pract* 2: 31-37.
- Jarensiripornkul N, Chaisrisawadsuk S, Chaiyakum A, Krska J (2009) Patient self-reporting of potential adverse drug reactions to non-steroidal anti-inflammatory drugs in Thailand. *Pharm world Sci* 31: 559-564.
- Campbell JP, Howie JG (1988) Involving the patient in reporting adverse drug reactions. *J R Coll Gen Pract* 38: 370-371.
- Mitchell AS, Henry DA, Fisher RS, O'Connell DL (1988) Patients as a direct source of information on adverse drug reactions. *BMJ* 297: 891-893.
- Krska J, Jarensiripornkul N, Capps PAG, Richards RME (2001) Patients self reports of potential adverse drug reactions. *Int J Pharm Pract* R35.
- Government of India (2006) *TB India 2006, RNTCP Status Report, DOTS for All-All for DOTS*, Ministry of Health and Family Welfare, New Delhi.
- Bello SI, Itiola OA (2010) Drug adherence amongst tuberculosis patients in the University of Ilorin Teaching Hospital, Ilorin, Nigeria. *Afr J Pharm Pharmacol* 4: 109-114.
- Jarensiripornkul N, Krska J, Capps PA, Richards RM, Lee A (2002) Patient reporting of potential adverse drug reactions: a methodological study. *Br J Clin Pharmacol* 53: 318-325.